



FRENCH MANUFACTURER  
SINCE 1964



INVEST IN THE FUTURE



# Chargers, Boosters & Starters

Catalogue Chargeurs • Batterieservicegeräte-Katalog • Catálogo de Cargadores

2016 B

[www.gys.fr](http://www.gys.fr)

CHARGERS • BOOSTERS • STARTERS • TESTERS • JUMPER CABLES • ACCESSORIES



## A family firm since 1964

Une société familiale depuis 1964

Familienunternehmen seit 1964

9

Companies  
Sociétés  
Gesellschaften

500+

Employees  
Employés  
Mitarbeiter

110+

Export markets  
Pays distributeurs  
Länder

www.gys.fr



## An international presence

Une présence mondiale

Internationale Präsenz

FR Présent dans plus de 100 pays, GYS s'appuie sur son siège social en France et sur ses 5 filiales pour étendre chaque jour son rayonnement sur le monde. Portés par une équipe dynamique et une stratégie de croissance ambitieuse, nous avons pour objectif de consolider la richesse de nos collaborations internationales et conquérir en permanence de nouveaux territoires.

EN Present in over 100 countries, GYS have their head office in France and its five subsidiaries to expand its international influence. Carried by a dynamic team and an ambitious development strategy, we aim to reinforce our international collaborations and constantly conquer new territories.

DE Täglich verlassen über 1000 GYS Geräte, Maschinen und Zubehör das Werk in Laval, um in mehr als 100 Ländern zuverlässig zu funktionieren. Täglich stehen wir mit unseren Handelspartnern in allen Teilen der Welt in engem Kontakt. Mit unseren 5 Niederlassungen sind wir ganz nahe bei unseren Kunden. Und wir arbeiten weiter am Ausbau unserer internationalen Präsenz.

 **GYS Germany**  
Aachen



 **GYS U.K.**  
Rugby



 **GYS China**  
Shanghai



 **GYS India**  
Coimbatore



 **GYS Italia**  
Mestre-Venezia





# 3 catalogues


3 catalogues  
3 Kataloge



Welding & cutting  
Soudure & coupage  
Schweisstechnik



Chargers, boosters & starters  
Chargeurs, démarreurs  
Batterieservicegeräte



Carbody repair  
Réparation carrosserie automobile  
Karrosseriereparatur-Systeme

# An innovative group

Un groupe innovant  
Innovative Unternehmensgruppe

# Prestigious partners

Des partenaires prestigieux  
Renommierter Partner



Awards



Certifications

# A high tech R&D department

## Un centre R&D de pointe • Hochmodern F&E Zentrum

**FR** Regroupant plus de 40 experts dans de multiples spécialités (électronique, mécanique, etc.), le département R&D est porteur de l'innovation permanente de produits de haute technicité. En 2014, GYS consacre un investissement important dans l'ouverture d'un nouveau centre d'études pour permettre à nos chercheurs d'élaborer et concevoir des systèmes novateurs à l'aide d'outils de pointe. Les compétences de nos ingénieurs conjuguées à une bonne écoute client permettent de proposer en permanence de nouveaux produits répondant aux besoins de nos utilisateurs.

**EN** With over 40 expert engineers in multiple specialties (electronic, mechanical, etc.), the R&D department delivers continuous innovation for high tech products. In 2014, GYS established an important investment by opening a new research centre to provide the best resources for our researchers to continue to develop innovative solutions and improvements. By listening to our customers and combining this information with our engineers' expertise, GYS are able to constantly offer new products to meet user demands.

**DE** Wir beschäftigen in unserer F+E Abteilung mehr als 40 Ingenieure. Die Nähe zu unseren Kunden und das Verständnis für deren Aufgabenstellung bildet die Grundlage für die innovative Weiterentwicklung

unseres Produktportfolios. Im Sommer 2014 bezogen wir das neue GYS F+E Center, das wir mit der neuesten Messtechnik und hochmodernen Laboratorien ausstatteten. Wir analysieren z.B. mit Highspeed-Kameratechnik Schweißverhalten und reproduzieren in einer Klimakammer extreme Wetterverhältnisse und die elektromagnetische Charakteristik unserer Maschinen in einem völlig von äußerer Strahlung abgeschirmten Raum.



# 100% in-house manufacturing

## Une usine 100% intégrée • 100% intergrierte Produktion

**FR** Visiter notre site de production est un parcours surprenant qui traverse une incroyable variété de métiers (électronique, mécanique, transformateur, filerie, tôlerie, peinture...). Notre philosophie repose sur l'intégration complète de notre processus de production pour en maîtriser les moindres détails. Cette industrialisation dans des ateliers certifiés ISO 9001 offre à nos clients une grande flexibilité et une réactivité accrue. L'investissement et l'amélioration continue de la performance de cet outil de production sont notre raison de vivre, car nous considérons que celle-ci est la garantie de notre compétitivité de demain.

**EN** Visiting our manufacturing site is a surprising journey which extends through an incredibly wide range of functions (electronic, mechanical, transformer, wiring, sheet metal, painting). Our philosophy is based on the complete integration of our production process to control every detail.

The factory has ISO 9001 certification and is a flexible resource enabling us to be very responsive to customer needs. The investment and continuous improvement in performance of this production facility are the back bone for our existence, we consider it the guarantee for our future competitiveness.

**DE** Besucher unserer Fertigung sind beeindruckt von der unglaublichen Produktionstiefe. Viele verschiedene Gewerke sind miteinander verbunden: Elektronik, mechanische Fertigung, Trafo-Wickelei, Kabelkonfektionierung, Blechschlosserei und eine zentralgesteuerte Pulverbeschichtungsanlage bis hin zum individuellen Siebdruckverfahren. Unsere Philosophie beruht auf Unabhängigkeit und eigener Qualitätssicherung. Wir wollen jede Phase des Fertigungsprozesses selbst definieren und kontrollieren und sind nach ISO 9001-zertifiziert.



**Electronics**  
- Électronique  
- Elektronik

**Paintshop**  
- Peinture  
- Lackieranlage

**Mechanical engineering**  
- Mécanique  
- CNC-Bearbeitung

**Metal work**  
- Tôlerie  
- Blechbearbeitung



# GYS Academy

## Académie • Akademie

**FR** Les centres de formation GYS, situés en France, en Allemagne et en Angleterre sont à votre service pour vous proposer des formations sur nos produits. Nos experts sont à votre écoute et mettent à votre disposition, leurs compétences et leurs connaissances les plus pointues.

**EN** The GYS training facilities, located in France, Germany and UK are at your service and offer training courses on GYS products. Our product experts are here to listen to your questions and requirements and to share their most advance knowledge.

**DE** Unsere GYS-Schulungszentren in Frankreich, Deutschland und England, stehen Ihnen für Produktschulungen zur Verfügung. Unsere kompetenten Experten sind für Sie da und unterstützen Sie mit ihren Fachkenntnissen.

# Your global partner

## Votre partenaire global • Ihr globaler Partner

### CHARGERS Consumer/Tourism

TRADITIONAL & AUTOMATIC \_\_\_\_\_ 6/7  
 INVERTER HF \_\_\_\_\_ 8/11

### CHARGERS Professional

TRADITIONAL \_\_\_\_\_ 12  
 AUTOMATIC \_\_\_\_\_ 12/13  
 SMART AUTOMATIC \_\_\_\_\_ 14/15  
 INVERTER HF & BSU \_\_\_\_\_ 16/17

### STARTERS

TRADITIONAL & AUTOMATIC \_\_\_\_\_ 18/21  
 AUTOMATIC \_\_\_\_\_ 22/23

### BOOSTERS

PLASTIC \_\_\_\_\_ 24/25  
 PROFESSIONAL \_\_\_\_\_ 26/28  
 LITHIUM \_\_\_\_\_ 30/31  
 BATTERYLESS \_\_\_\_\_ 32

### JUMPER CABLES

CONSUMER & PRO \_\_\_\_\_ 33


TESTERS \_\_\_\_\_ 34/35

MEMORY Auto save \_\_\_\_\_ 29

POWER INVERTER \_\_\_\_\_ 36

ACCESSORIES \_\_\_\_\_ 37

Technologies \_\_\_\_\_ 39



**Ink printing**  
 - Sérigraphie  
 - Siebdruck

**Transformers**  
 - Transformateurs  
 - Transformatoren

**Cable work**  
 - Filerie  
 - Kabelkonfektionierung

**Assembly**  
 - Montage/tests  
 - Montage

**Logistics**  
 - Logistique  
 - Logistik

# CHARGERS TRADITIONAL

**W**  
p. 39



**2 A** 12V  
**ENERGY 123**



023192  
🇪🇺: 025493

**3 A** 12V  
**ENERGY 124**



023215  
🇪🇺: 025141

**4 A** 12V  
**ENERGY 126**



023222  
🇪🇺: 025165



						CHARGE					
							Efficace / RMS	Moyen / Average (EN 60335)			
<b>ENERGY 123</b>	023192	🇪🇺: 025493	230V	55 W	12V	—	3,3 A	2 A	10 A	19 x 15 x 9 cm	1,3 kg
<b>ENERGY 124</b>	023215	🇪🇺: 025141	230V	70W	12V	—	4,5 A	3 A	10 A	11,5 x 16 x 22 cm	2,2 kg
<b>ENERGY 126</b>	023222	🇪🇺: 025165	230V	90W	12V	—	6 A	4 A	10 A	11,5 x 16 x 22 cm	2,2 kg
<b>TCB 60 automatic</b>	023253	🇪🇺: 025189	230V	85W	12V	2	6 A	2 - 4 A	10 A	12 x 17 x 29 cm	2,7 kg
<b>TCB 90 automatic</b>	023260	🇪🇺: 025202	230V	120 W	12V	2	8 A	2 - 5,5 A	15 A	12 x 17 x 29 cm	3,4 kg
<b>TCB 120 automatic</b>	023284	🇪🇺: 025240	230V	150 W	12V	2	10,5 A	3,5 - 7 A	15 A	12 x 17 x 29 cm	3,2 kg

# CHARGERS AUTOMATIC



PATENTS REGISTERED NUMBERS  
001652090-0001  
EUROPEAN TRADEMARK & DESIGN  
TCB 60/90/120



**2/4 A** 12V  
**TCB 60**



023253  
☒: 025189

**2/5,5 A** 12V  
**TCB 90**




023260  
☒: 025202

**3,5/7 A** 12V  
**TCB 120**



023284  
☒: 025240



**2 in 1**  
=  
**CHARGE**  
+  
**TEST**



Fuse X10  
10A  
054530  
  
15A  
054493

Recommendation						<b>CHARGER + TESTER</b>	Bzz <b>CONTROL</b>
		Essence • Petrol • Benzin		Diesel			
<b>ENERGY 123</b>	<b>12V</b>	8 > 30 Ah				—	—
<b>ENERGY 124</b>	<b>12V</b>		10 > 45 Ah			—	—
<b>ENERGY 126</b>	<b>12V</b>		15 > 60 Ah			—	—
<b>TCB 60 automatic</b>	<b>12V</b>	15 > 60 Ah				OK	OK
<b>TCB 90 automatic</b>	<b>12V</b>	15 > 90 Ah				OK	OK
<b>TCB 120 automatic</b>	<b>12V</b>			30 > 120 Ah		OK	OK

# CHARGERS HF • INVERTER

INVERTER HF CHARGERS



**0,75 A** 6/12V  
**GYTECH 750**



024977



**GO** > 7,5V (12V)  
> 3,75V (6V)



**3,8 A** 12V  
**GYTECH 3800**




**COLD CHARGE**  
  
< 0°C > 0°C

024939

**GO** > 7,5V



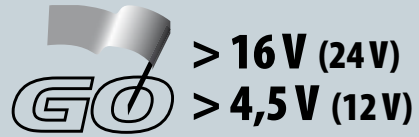
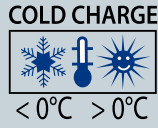
OPTION  
053137  
Kit allume cigare /  
Cigarette lighter adapter /  
Adapterkit für Zigarettanzünder



**ON BOARD**

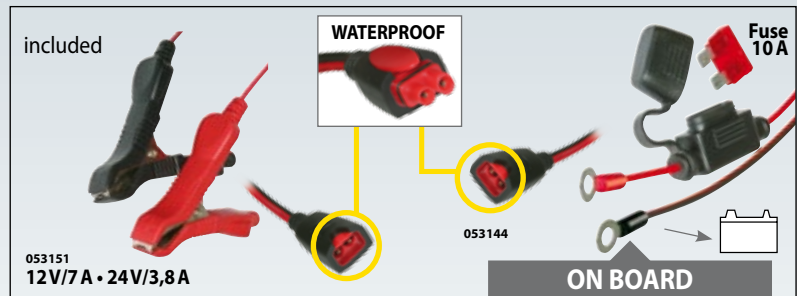



**3,5/7 A** 12/24V  
**GYSTECH 7000**



024953

INVERTER HF CHARGERS



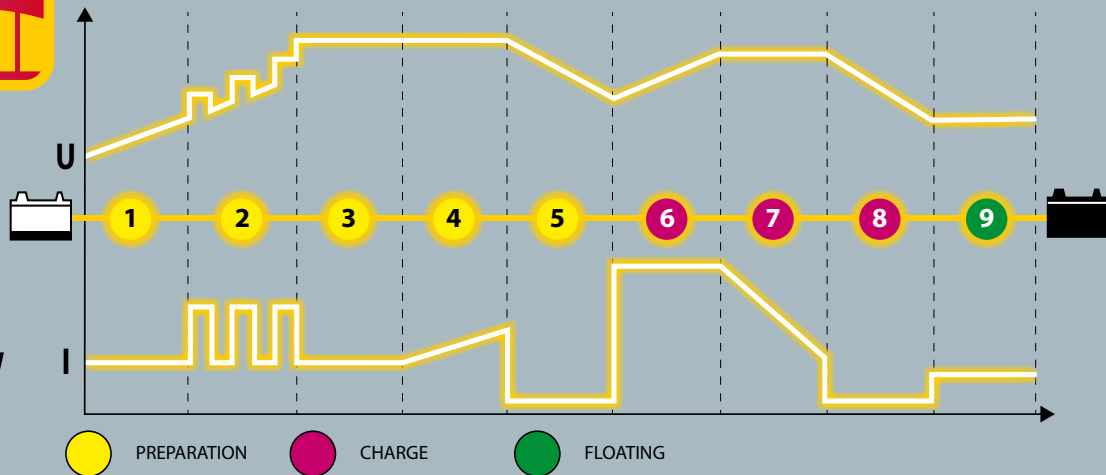
Fuse X10 (for accessories) 10A 054530

	50 / 60 Hz	⚡	CHARGE			Recover	Fuse	⊠	⚖	Recommendation			IP
			🔋	Efficace / RMS	Moyen / Average (EN 60335)					🛵	🚗	🚚	
<b>GYSTECH 750</b> 024977	230V	16,5W	6 / 12V	0,75 A	0,75 A	—	—	12 x 16 x 24 cm	0,3 kg	Essence • Petrol • Benzin		Supply 5 A 12V DC	IP 60
<b>GYSTECH 3800</b> 024939	230V	60W	12V	0,8 - 3,8 A	0,8 - 3,8 A	—	10 A	10 x 27,5 x 26 cm	0,7 kg	Charge 1,2 > 60 Ah (Maintenance 1,2 > 120 Ah)		—	IP 65
<b>GYSTECH 7000</b> 024953	230V	160W	12 V 24 V	7 A 3,5 A	7 A 3,5 A	•	10 A	10 x 31 x 29 cm	1,3 kg	12V : Charge 14 > 130 Ah (Maintenance 14 > 230 Ah) 24V : Charge 14 > 60 Ah (Maintenance 14 > 120 Ah)		•	IP 65

MADE IN P.R.C.



Courbe de charge pour batterie de démarrage / Charging curve for starter batteries



**GO > 1V**

**4A** 12V  
**GYSFLASH 4A**



029156  
024793



**GYSflash 4A & 7A : included**



**OPTION Gysflash 4A & 7A**



Kit allume cigare /  
Cigarette lighter adaptater /  
Adapterkit für  
Zigarettenanzünder  
053519

Recommendation	
	<b>IP 65</b> Automatic
<b>On board/Embarqué</b> 1,2 > 70 Ah (Maintenance 1,2 > 130 Ah)	<b>IP 65</b> Automatic
<b>On board/Embarqué</b> 1,2 > 130 Ah (Maintenance 1,2 > 230 Ah)	<b>IP 65</b> Automatic

PATENTS REGISTERED NUMBERS 002280008 & 002279927 EUROPEAN TRADEMARK & DESIGN	50 / 60 Hz	90W	12V	Start mini	Moyen / Average (EN 60335)	Boost	Equalize/Absorption		Floating	36 x 18,5 x 7 cm	0,85 kg
							14,6V (T > 0°)	15V (T < 0°)			
<b>GYSFLASH 4A</b> 029156 024793	230V AC +/- 15 %	90W	12V	1V	0,8 - 3,6A	4A	14,6V (T > 0°)	15V (T < 0°)	13,6V	36 x 18,5 x 7 cm	0,85 kg
<b>GYSFLASH 7A</b> 029187 024786	230V AC +/- 15 %	160W	12V	1V	0,8 - 5A	7A	14,6V (T > 0°)	15V (T < 0°)	13,6V	38,5 x 20,5 x 7 cm	1,06 kg

# CHARGERS HF • INVERTER

INVERTER HF CHARGERS



ALL BATTERIES



COLD CHARGE



**7A** 12V  
**GYSFLASH 7A**



1 044 40003

029187  
024786



**Cables & Battery Status Indicator For Gysflash 4A & 7A**

**ALL BATTERY CARE WATERPROOF**  
Simply & Secure connect

**3 LEDS indicates Battery status**

- <math>< 40\%</math>
- <math>40\% < 90\%</math>
- <math>> 90\%</math>

029200      029149

**Extension Cables 2,5m For Gysflash 4A & 7A**

029057



# CHARGERS TRADITIONAL



12

**9 A** 12/24V  
**CT 160**

024106  
☎: 025325

**12 A** 12/24V  
**CT 210**

024113  
☎: 025349



TRADITIONAL CHARGERS

# CHARGERS AUTOMATIC & MANUAL

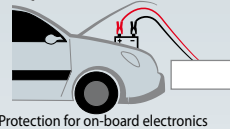


**10 A** 12/24V  
**CA 150**

024434

**25 A** 12/24V  
**CA 360**

023185



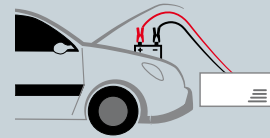

Protection for on-board electronics



				CHARGE						Fuse			
					Reg	Efficace / RMS	Moyen / Average (EN 60335) Reg 1	Boost 1	boost 2				
<b>CT 160</b>	024106 ☎: 025325	230V, 50/60Hz	190W	<b>12/24V</b>	12V >	2	13,5A	7A	9A	—	15 A	20,5 x 30 x 13,5 cm	3,9 kg
					24V >	2	7,5A	3A	5A	—			
<b>CT 210</b>	024113 ☎: 025349	230V, 50/60Hz	260W	<b>12/24V</b>	12V >	2	18A	8A	12A	—	20 A	22,5 x 33,5 x 14,5 cm	5,2 kg
					24V >	2	9A	4A	6A	—			
<b>CA 150 automatic</b>	024434	230V, 50/60Hz	500W	<b>12/24V</b>	12/24V	2	18A	8A	10A	—	25 A	33 x 26 x 14 cm	6 kg
<b>CA 360 automatic</b>	023185	230V, 50/60Hz	920W	<b>12/24V</b>	12/24V	3	37A	7A	15A	25A	50 A	44 x 31 x 23 cm	14 kg

Recommendation								
		(12V) 25 > 160 Ah	(24V) 15 > 90 Ah	(12V) 35 > 210 Ah	(24V) 20 > 100 Ah	35 > 150 Ah	40 > 350 Ah	
<b>CT 160</b>								
<b>CT 210</b>								
<b>CA 150 automatic</b>								
<b>CA 360 automatic</b>								

# CHARGERS AUTOMATIC



**5A** 6/12V  
**WATTMATIC 100**

024823  
☎: 025417



**9A** 6/12V  
**WATTMATIC 140**

025608  
☎: 025622



**NEW**  
03/2016



**10A** 6/12V  
**WATTMATIC 150**

024847  
☎: 025387



**10A** 6/12V  
**WATTMATIC 170**

025615  
☎: 025639



**NEW**  
03/2016



**12A** 6/12V  
**WATTMATIC 180**

024861  
☎: 025400



	🔌	⚡	CHARGE					🔌 Fuse	📦	👤
			🔋	Reg	Efficace / RMS	Moyen / Average (EN 60335) Reg 1	Reg 2			
<b>WATTMATIC 100</b> automatic 024823 ☎: 025417	230V, 50 Hz	170W	<b>6/12V</b>	2	11.4A	3A	5A	10A	24 x 26 x 13 cm	3.8 kg
<b>WATTMATIC 140</b> automatic 025608 ☎: 025622	230V, 50 Hz	230W	<b>6/12V</b>	2	16.5A	5A	9A (boost)	15A	33 x 22 x 13 cm	4.8 kg
<b>WATTMATIC 150</b> automatic 024847 ☎: 025387	230V, 50 Hz	220W	<b>6/12V</b>	2	15A	5A	10A	20A	36 x 22 x 14 cm	6.2 kg
<b>WATTMATIC 170</b> automatic 025615 ☎: 025639	230V, 50 Hz	280W	<b>6/12V</b>	2	18.8A	6.5A	10A (boost)	20A	33 x 22 x 13 cm	5 kg
<b>WATTMATIC 180</b> automatic 024861 ☎: 025400	230V, 50 Hz	260W	<b>6/12V</b>	2	18A	6A	12A	25A	36 x 22 x 14 cm	6.3 kg



👤 Recommendation			🚗 🚙 🚐 🚚 🚜 🏗️ 🚛						
	6V	12V	15 > 100 Ah	20 > 150 Ah	20 > 150 Ah	25 > 180 Ah	25 > 180 Ah		
<b>WATTMATIC 100</b> automatic									
<b>WATTMATIC 140</b> automatic									
<b>WATTMATIC 150</b> automatic									
<b>WATTMATIC 170</b> automatic									
<b>WATTMATIC 180</b> automatic									

- Fuse X10
- 10A** 054530 (WATTMATIC 100)
  - 15A** 054493 (CT 160, WATTMATIC 140)
  - 20A** 054509 (CT 210, WATTMATIC 150 & 170)
  - 25A** 054516 (CA 150, WATTMATIC 180)
  - 50A** 054622 (CA 360)
- MADE IN GYS CHINA

**7A** 6/12V  
**BATIUM 7/12**

024496  
 : 024557



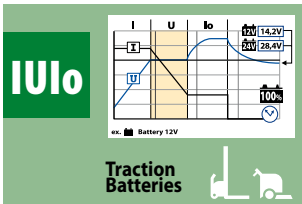
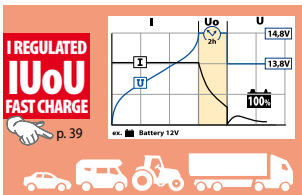
**7A** 6/12/24V  
**BATIUM 7/24**

024502  
 : 024625



**25A** 6/12/24V **SULPHATED BATTERIES SOS RECOVERY**  
**BATIUM 25/24**

024533  
 : 024618

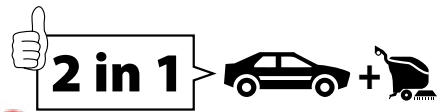


**I REGULATED IUoU FAST CHARGE**

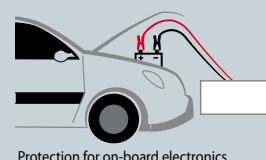
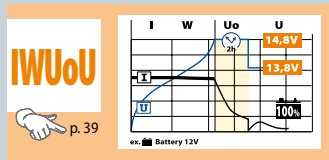
**&**

**IUlo**

Specific charge  
 Traction batteries



# SMART CHARGERS AUTOMATIC



**15A** 6/12V **SULPHATED BATTERIES SOS RECOVERY**

024519  
024632



**15A** 6/12/24V **SULPHATED BATTERIES SOS RECOVERY**

024526  
024588



SMART AUTOMATIC CHARGERS



Fuse X10  
15A (BATIUM 7/12 & 7/24)  
054493

30A (BATIUM 15/12 & 15/24)  
054523



PRODUCT LINE

	50 / 60 Hz	⚡	CHARGE								Fuse	⊞	🔒	SOS RECOVERY	
			Reg	Efficace / RMS	Moyen / Average (EN 60335)				boost						
					Reg 1	Reg 2	Reg 3								
<b>BATIUM 7/12</b>	024496	024557	230V	105W	6/12V	2	11A	3A	—	—	7A	15A	21 x 34 x 13 cm	4,8 kg	—
<b>BATIUM 7/24</b>	024502	024625	230V	210W	6/12/24V	2	11A	3A	—	—	7A	15A	21 x 34 x 13 cm	5,7 kg	—
<b>BATIUM 15/12</b>	024519	024632	230V	225W	6/12V	3	22A	7A	10A	—	15A	30A	21 x 36 x 14 cm	5,9 kg	•
<b>BATIUM 15/24</b>	024526	024588	230V	450W	6/12/24V	3	22A	7A	10A	—	15A	30A	21 x 36 x 14 cm	8,5 kg	•
<b>BATIUM 25/24</b>	024533	024618	230V	1150W	6/12/24V	3	37A	7A	15A	25A	—	—	28 x 42 x 23 cm	13,4 kg	•

i Recommendation	🚗 🚚 🚛 🚙 🚎 🚘 🚙 🚛 🚚 🚗										
	<b>BATIUM 7/12</b>	6V 12V	—	15 > 130 Ah							
<b>BATIUM 7/24</b>	6V 12V 24V	—	15 > 130 Ah								
<b>BATIUM 15/12</b>	6V 12V	—	35 > 225 Ah								
<b>BATIUM 15/24</b>	6V 12V 24V	—	35 > 225 Ah								
<b>BATIUM 25/24</b>	6V 12V 24V	35 > 180 Ah	35 > 350 Ah								

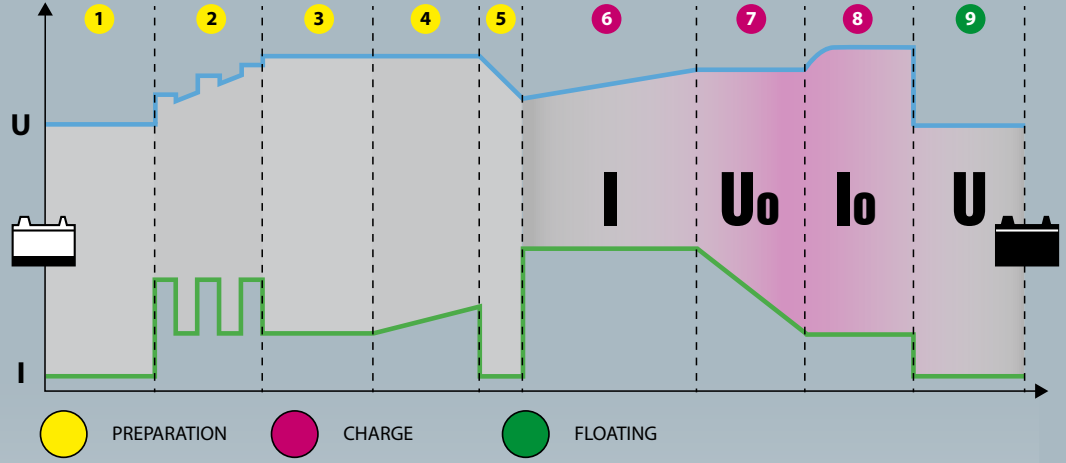
# 9 STEPS

GO > 2V




ALL BATTERIES

## Courbe de charge pour batterie de démarrage / Charging curve for starter batteries



FAN LESS TECHNOLOGY



AUTO RESTART



HIGH EFFICIENCY Up to 15% Energy Saving **93%**

EMC class B



POWER FACTOR CORRECTION PFC EN 61000-3-12 FV FLEXIBLE VOLTAGE

- Select mode**
- Charge
  - Diag / Diag +
  - Showroom
  - Change battery
  - Power supply
  - Configuration

- Select parameters**
- Voltage
  - Capacity
  - Battery type
  - Language
  - ...

- Adjust values**
- V
  - Ah
  - Liquid / Gel / Easy mode / Expert mode
  - ...

<b>CHARGE</b> 	<b>DIAG +</b>  U <sub>2</sub> =ADJUSTABLE	<b>SHOWROOM</b> 	<b>CHANGE BATTERY</b> 	<b>POWER SUPPLY</b>  U <sub>2</sub> =ADJUSTABLE I <sub>2 max</sub> =ADJUSTABLE
-------------------	---	---------------------	---------------------------	---

NEW 01/2016

<p>Tablette - Wall support Halterung 055513</p>	<p>054608</p> <p>Chariot / Trolley / Fahrwagen</p>	<p>Fuse Kit</p> <p>Gysflash 30HF : 40 A 054646 Gysflash 40/50HF : 80 A 054653 Gysflash 100HF : 125 A 054585</p>	<p>Fuse (x1)</p> <p>Gysflash 30HF : 6,3 A 054578 Gysflash 40/50/100HF : 10 A 054530</p>	<p>OPTION</p> <p>5 m - 16 mm<sup>2</sup> Gysflash 30HF, 40FV, 50HF &amp; 100HF : 054615</p>	<p>Showroom Connect Ø M6</p> <p>Gysflash 30HF, 40FV, 50HF &amp; 100HF</p>
---	--	---	---	---	---

				START MINI	I <sub>max</sub>	40°C/230V		TRACTION BATTERIES			
<b>GYSFLASH 30.12HF</b> 029224	230V	12V	500W	2V	30 A	30 A @ 100 %	10>400Ah	—	25,5 x 23 x 10,5cm	3,8 kg	●
<b>GYSFLASH 30.24HF</b> 029231	230V	6V	500W	2V	30 A	30 A @ 100 %	10>400Ah	●	25,5 x 23 x 10,5cm	3,8 kg	●
		12V				30 A @ 100 %					
		24V				15 A @ 100 %					
<b>GYSFLASH 40.12FV</b> 029064	85>265V	12V	750W	2V	40 A	40 A @ 100 %	10>500Ah	—	30 x 29 x 10,5 cm	6 kg	●
<b>GYSFLASH 50.12HF</b> 029088	230V	12V	1500W	2V	50 A	40 A @ 100 %	10>600Ah	—	30 x 29,2 x 10,5cm	6 kg	●
<b>GYSFLASH 50.24HF</b> 029095	230V	6V	1500W	2V	50 A	45 A @ 100 %	10>600Ah	●	30 x 29,2 x 10,5cm	6 kg	●
		12V				40 A @ 100 %					
		24V				35 A @ 100 %					
<b>GYSFLASH 100.12HF</b> 029071	230V	12V	1500W	2V	100 A	66 A @ 100 %	10>1200Ah	—	32 x 29,2 x 10,5cm	6,1 kg	●



# CHARGERS & BSU

(BATTERY SUPPORT UNITS)



**30 A** 12 V PFC  
**GYSFLASH 30.12 HF**

029224

**30 A** 6/12/24 V PFC  
**GYSFLASH 30.24 HF**

029231

 L = 2,5 m  
 6 mm<sup>2</sup>


10,5 cm

**40 A** 12 V FV PFC  
**GYSFLASH 40.12 FV**

029064

**40 A** 6/12/24 V PFC  
**GYSFLASH 40.24 HF**

029064

 L = 2,5 m  
 10 mm<sup>2</sup>


10,5 cm



**50 A** 12 V PFC  
**GYSFLASH 50.12 HF**

029088

**50 A** 6/12/24 V PFC  
**GYSFLASH 50.24 HF**

029095

 L = 2,5 m  
 10 mm<sup>2</sup>


10,5 cm

**100 A** 12 V PFC  
**GYSFLASH 100.12 HF**

029071

**100 A** 6/12/24 V PFC  
**GYSFLASH 100.24 HF**

029071

 L = 2,5 m  
 16 mm<sup>2</sup>


10,5 cm

# CHARGER AUTOMATIC & STARTER



PATENTS REGISTERED NUMBERS  
001 652 090-0002  
EUROPEAN TRADEMARK & DESIGN

START UP 80

**9/17 A** 12V  
**START UP 80**

024922  
☎ : 025127



**3 in 1**  
=  
**CHARGE**  
+  
**TEST**  
+  
**START**

CHARGER & STARTER

	50 / 60 Hz	12V	CHARGE W	START kW	CHARGE				START		Fuse	
					Reg	Efficace / RMS	Moyen / Average (EN 60335)	Boost	min > max	1V/C		0V/C
<b>START UP 80</b> automatic 024922 ☎ : 025127	230V	12V	350	1	2	13,5-25 A	9 A	17 A	40>170 Ah	50 A	80 A	—
<b>START 200</b> 025530	230V	12V	390	1,4	3	15-25 A	11 A	18 A	53>240 Ah	80 A	120 A	50 A
<b>START 300</b> 025547	230V	12V	800	3,6	3	13-36 A	10 A	23 A	42>300 Ah	100 A	165 A	80 A
		24V	1200	3,6			8 A	17 A	38>224 Ah			

# CHARGER & STARTER



**11A** 12V  
**START 200**

025530



**2 in 1**  
=  
**CHARGE**  
+  
**BOOST / START**

**8/10A** 12/24V  
**START 300**

025547


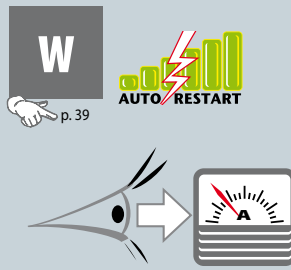


Fuses 50 A x 2 (Start 200)  
**054622**  
Fuses 80 A x 2 (Start 300)  
**054653**

**TRADITIONAL CHARGERS & STARTERS W**

Recommendation							<b>CHARGER + TESTER</b>	Bzz CONTROL		
	<b>START UP 80</b> automatic <b>START 200</b> <b>START 300</b>		35 > 50 Ah 35 > 40 Ah 35 > 50 Ah	— 40 > 80 Ah 50 > 90 Ah	OK — —	OK — —				
			instant Precharge (≈10 min)							

# TRADITIONAL STARTERS & CHARGERS



TRADITIONAL STARTERS

**25 A** 12/24V  
**NEOSTART 320**

025301  
☎ : 025509

**45 A** 12/24V  
**NEOSTART 420**

025295  
☎ : 025479

**60 A** 12/24V  
**NEOSTART 620**

025288  
☎ : 025486



Fuses 150 A x 2 (Neostart 320)  
054639



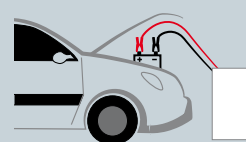
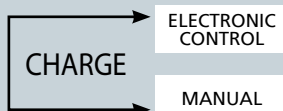
Fuses 200 A x 2 (Neostart 420 & 620)  
054547



PRODUCT LINE

		50/60Hz	I <sub>1</sub>	I <sub>2</sub>	CHARGE kW	START kW	CHARGE					START				
							Reg	Efficace / RMS	Moyen / Average (EN 60335)	Boost	Automatic	pos. Manual	min > max	1V/C	0V/C	
<b>NEOSTART 320</b>	025301 ☎ : 025509	230V	13 A	12/24V	0,8	6,5	3	40 A	10 A 9 A	40 A 30 A	—	•	20 > 700 Ah	160 A	270 A	—
<b>NEOSTART 420</b>	025295 ☎ : 025479	230V	16 A	12/24V	1,7	9	3	70 A	20 A	40 A	—	•	20 > 1000 Ah	300 A	420 A	—
<b>NEOSTART 620</b>	025288 ☎ : 025486	230V	16 A	12/24V	2	10	3	90 A	30 A	60 A	—	•	20 > 1350 Ah	360 A	620 A	—
<b>GYSTART 1224 T</b>	025394	400V (TRI)	16 A	12/24V	2,5	20	3	80 A	70 A	—	•	65 > 1350 Ah	780 A	1200 A	•	

# AUTOMATIC STARTERS & CHARGERS



Protection for on-board electronics



**70 A** 12/24V  
**GYSTART 1224 T**  
 025394 **400 V TRI**

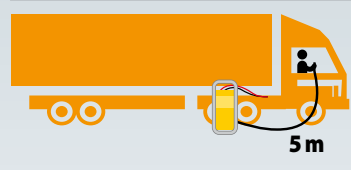
**NEW DESIGN 2016**



**AUTOMATIC CHARGE**

**ELECTRONIC PROTECTION**

**POWER CONTROL**



**OVER PROTECTION VOLTAGE**  
**AUTOMATIC CONTROL**



**TRI**  
400V  
3ph

Fuses 200 A x 2 (Gystart 1224 T)  
054547



Recommendation	Capacity										Dimensions	Weight				
	50 Ah	>	>	>	100 Ah	>	>	>	150 Ah	>			>	200 Ah	>	300 Ah
NEOSTART 320	12V 24V														41 x 30 x 21 cm	15,6 kg
NEOSTART 420	12V 24V														47 x 32 x 27 cm	20,5 kg
NEOSTART 620	12V 24V														47 x 32 x 27 cm	24 kg
GYSTART 1224 T	12V 24V														42,5 x 34,5 x 71 cm	54,5 kg

instant  
Precharge  
(≈10 min)

MADE IN FRANCE

# AUTOMATIC STARTERS & CHARGERS



**AUTOMATIC CHARGE = Batium**



ALL BATTERIES



**AUTOMATIC START**



**25 A** 12/24 V  
**STARTIUM 330E**

026469

**40 A** 12/24 V  
**STARTIUM 480E**

026483  
UK: 025578

**45 A** 12/24 V  
**STARTIUM 680E**

026490  
UK: 025585



## AUTOMATIC STARTERS



Fuses 100 A x 2 (Startium 330E)  
054394

Fuses 200 A x 2 (480E, 680E, Diag. 60-12, 60-24)  
054547

Fuses 250 A x 2 (980E)  
055568

		50/60 Hz	I <sub>1</sub>	CHARGE kW	START kW	CHARGE						START			DIAG	
						Reg	Efficace / RMS	Moyen / Average (EN 60335)	Boost	Automatic	min > max	1V/C	0V/C	AUTO START		
<b>STARTIUM 330E</b>	026469	230V	16 A	12/24V	0,8	6,5	4	40 A	25 A	—	•	12 V: 20 > 370 Ah 24 V: 20 > 300 Ah	165 A 130 A	270 A 210 A	•	—
<b>STARTIUM 480E</b>	026483	230V	16 A	12/24V	1,7	9	4	65 A	30 A	40 A	•	12 V: 20 > 600 Ah 24 V: 20 > 450 Ah	280 A 210 A	390 A 290 A	•	—
<b>STARTIUM 680E</b>	026490	230V	16 A	12/24V	2	10	4	75 A	30 A	45 A	•	12 V: 20 > 675 Ah 24 V: 20 > 525 Ah	380 A 270 A	550 A 380 A	•	—
<b>STARTIUM 980E</b>	026506	230V	16 A	12/24V	2	12	4	80 A	40 A	50 A	•	12 V: 20 > 750 Ah 24 V: 20 > 525 Ah	500 A 400 A	720 A 560 A	•	—
<b>DIAG STARTIUM 60-12</b>	026513	230V	16 A	12V	2	10	4	95 A	60 A	—	•	12 V: 20 > 900 Ah	310 A	440 A	•	•
<b>DIAG STARTIUM 60-24</b>	026520	230V	16 A	6/12/24V	2	10	4	65 A 95 A 65 A	40 A 60 A 40 A	—	•	6 V: 20 > 900 Ah 12 V: 20 > 900 Ah 24 V: 20 > 525 Ah	— 300 A 280 A	— 430 A 410 A	•	•

**AUTOMATIC CHARGE = Batium**  
 p. 39

**SULPHATED BATTERIES**  
 AUTOMATIC RECOVERY

**START / STOP ENGINE**  
 ALL BATTERIES

**OVER PROTECTION VOLTAGE**  
 AUTOMATIC CONTROL

**AUTOMATIC START**

**GO >1V**

**UNIVERSAL MODE**  
 (Autoselection)



**TEST ALTERNATOR**

**TIMER**

35/50 mm<sup>2</sup>

**BATTERY EXPERT**

**3 in 1**  
**CHARGER, STARTER & DIAG**

**TEST ALTERNATOR**

**TIMER**

**POWER SUPPLY DIAG+ 60A**  
 U2 adjustable 12V > 15V

**50 A** | 12/24 V  
**STARTIUM 980E**

026506

**60 A** | 12V  
**DIAG STARTIUM 60-12**

026513

**60 A** | 6/12/24 V  
**DIAG STARTIUM 60-24**

026520  
 025592



## AUTOMATIC STARTERS + DIAG

Recommendation	Voltage	Capacity				Instant / Precharge	Dimensions (cm)	Weight (kg)
		50 Ah	100 Ah	150 Ah	200 Ah			
STARTIUM 330E	12V 24V					instant	43 x 26 x 26	15
STARTIUM 480E	12V 24V					instant	31 x 48 x 80	26
STARTIUM 680E	12V 24V					Precharge (=10 min)	31 x 48 x 80	30
STARTIUM 980E	12V 24V					Precharge (=10 min)	31 x 48 x 80	36
DIAG STARTIUM 60-12	12V					instant	48 x 35 x 90	34
DIAG STARTIUM 60-24	6V 12V 24V					instant	48 x 35 x 90	34

# BOOSTERS + POWER SUPPLY

**WU** Floating Process  
Charge 100%  
p. 39

24

BOOSTERS - PLASTIC

**1 000 A** 12V  
**GYSPACK ONE**

025073


**1V/C** 300 A



**1 250 A** 12V **1V/C** 480 A  
**GYSPACK AUTO/ GYSPACK 400**

026230


025455  
: 025516



**1 250 A** 12V **1V/C** 480 A  
**GYSPACK AIR**

026322  
: 025431

Isolated clamps  
500 A  
1,1 m  
ø25 mm<sup>2</sup>



Power Supply  
18 Ah · 12V DC



**+ Compressor**

Air Kit  
included  
**4 bars**



Après chaque utilisation  
After each use  
Nach jeder Anwendung

GYSPACK ONE  
GYSPACK AUTO  
GYSPACK AIR  
GYSPACK PRO  
**AUTOMATIC CHARGER**  
Power in  
**230V / 12V**  
054677  
: 054660




		START											
		Inside	1V/C	Cranking CC	Peak Battery								
<b>GYSPACK ONE</b>	025073	12 Ah	300 A	600 A	1 000 A	—	—	—	—	EXTERNAL 12V DC	•	24 x 17 x 28,5 cm	5,8 kg
<b>GYSPACK AUTO/400</b>	026230	18 Ah	480 A	900 A	1 250 A	—	—	—	↻ 12V DC	EXTERNAL 12V DC	•	33 x 14 x 35 cm	7 kg
<b>GYSPACK AIR</b>	026322 : 025431	18 Ah	480 A	900 A	1 250 A	•	•	4 bars	↻ 12V DC	EXTERNAL 12V DC	•	35,5 x 19,5 x 43 cm	10 kg



**1 750 A** 12V **1V/C** 600A  
**GYSPACK PRO**

026155  
 ☎ : 025523

**WU**





Isolated clamps  
 500 A  
 1,1 m  
 ø 25 mm<sup>2</sup>



**2 500 A** 12V **1V/C** 750A  
**GYSPACK 750**

026179  
 ☎ : 026353

**I REGULATED IUoU FAST CHARGE**



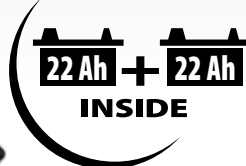


Isolated clamps  
 600 A  
 1,3 m  
 ø 25 mm<sup>2</sup>



**3 200 A** 12V **1V/C** 750A  
**1 600 A** 24V **1V/C** 650A  
**STARTPACK TRUCK**

025448  
 ☎ : 026339

**I REGULATED IUoU FAST CHARGE**



Isolated clamps  
 600 A  
 1,8 m  
 ø 25 mm<sup>2</sup>



Après chaque utilisation  
 After each use  
 Nach jeder Anwendung

OPTION

**MEMORY AUTO SAVE CABLE OBD 1,5 m** Fuse 7,5A  
 054202  
 for GYSPACK AUTO, GYSPACK 400, GYSPACK AIR, GYSPACK PRO, GYSPACK 750, STARTPACK TRUCK

included GYSPACK 750, STARTPACK TRUCK


**AUTOMATIC CHARGER** Power in 230V/12V  
 054684 ☎ : 054691

Fuses 200 A x2 GYSPACK 750 054547  
 Fuse 300 A x2 STARTPACK TRUCK 054561

		12V	START			ON/OFF	Fuses	Power Supply	Charge 230V	TEST OK	Dimensions	Weight
			Inside	1V/C	Cranking CC							
<b>GYSPACK PRO</b>	026155	22 Ah	12V	600 A	1100 A	1750 A	—	→ 12V DC	EXTERNAL 12V DC	•	34 x 20 x 43 cm	8,9 kg
<b>GYSPACK 750</b>	026179 ☎ : 026353	26 Ah	12V	750 A	1450 A	2500 A	2 x 200 A	→ 12V DC	EXTERNAL 12V/2 A DC	•	36 x 20 x 43 cm	14 kg
<b>STARTPACK TRUCK</b>	025448 ☎ : 026339	2 x 22 Ah	12V 24V	750 A 650 A	1450 A 1300 A	3200 A 1600 A	1 x 300 A	→ 12V DC	EXTERNAL 12V/2 A DC	—	38,9 x 22,5 x 50 cm	16 kg

# BOOSTERS

## CAR + TRUCK



**1 800 A**

12V

**1V/C** 640 A

**GYSPACK 650**

026254



1 096 700

**3 100 A**

12V

**1V/C** 830 A

**GYSPACK 810**

026278



1 096 701



Fuses 200 A x 2  
054547



Après chaque utilisation  
After each use  
Nach jeder Anwendung

OPTION

**MEMORY AUTO SAVE  
CABLE OBD 1,5 m**

054202



Fuse 7,5 A

		12V	START				TEST	OK	CHARGER INSIDE	Protection			Power out		Fuse	Fuse		
			Inside	1V/C	Cranking CC	Peak Battery				ON	OFF	Memory	15 A	200 A				
<b>GYSPACK 650</b>	026254	16 Ah	12V	640 A	1200 A	1800 A	•	3 A	•	•	•	→ 12V DC	15 A	200 A	2 x 1,4 m ø 25 mm <sup>2</sup>	23 x 35 x 35 cm	13 kg	
<b>GYSPACK 810</b>	026278	30 Ah	12V	830 A	1700 A	3100 A	•	3 A	•	•	•	→ 12V DC	15 A	2 x 200 A	2 x 1,8 m ø 35 mm <sup>2</sup>	18 x 38 x 31 cm	16,6 kg	
<b>STARTPACK 12.24</b>	026285	2x16 Ah	12V	900 A	1700 A	3600 A	•	7 A	•	•	•	—	20 A	2 x 200 A	2 x 1,8 m ø 35 mm <sup>2</sup>	21 x 35 x 56 cm	23,5 kg	
<b>STARTPACK PRO 12.24</b>	026346	2x30 Ah	12V	1300 A	2400 A	6200 A	•	7 A	•	•	•	—	20 A	2 x 200 A	2 x 2 m ø 50 mm <sup>2</sup>	12 x 64 x 97 cm	45,5 kg	
			24V	1200 A	2250 A	3100 A	•											



<b>3600 A</b>	12V
<b>1800 A</b>	24V ★
<b>STARTPACK 12.24</b>	

026285

**1V/C**  
900 A  
**1V/C**  
700 A



<b>6200 A</b>	12V
<b>3100 A</b>	24V ★★ ★
<b>STARTPACK PRO 12.24</b>	

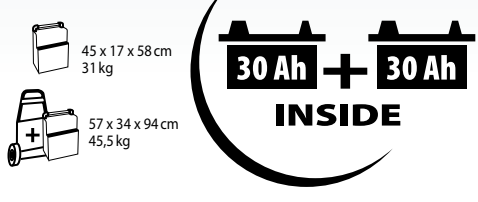
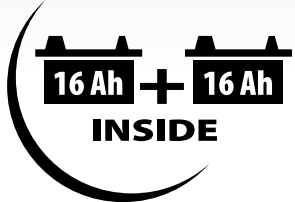
026346

**1V/C**  
1300 A  
**1V/C**  
1200 A

**BOOSTERS - PRO**



**12/24 V**



45 x 17 x 58 cm  
31 kg  
57 x 34 x 94 cm  
45,5 kg

**12V**

**i** Recommendation

**GYPACK 650**

**GYPACK 810**

**24V**


**i** Recommendation

**STARTPACK 12.24** ★

**STARTPACK PRO 12.24** **PRO** ★★ ★

**BOOSTER  
TRUCK & BUS**

**CHARGER  
AUTOMATIC X2**

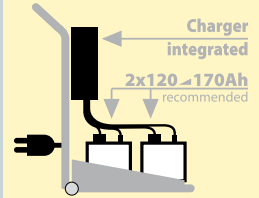


p. 39

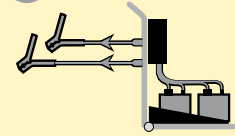
**12/24V  
ENERGY STATION**

026148

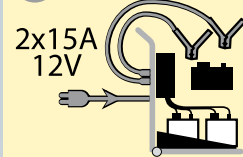
ENERGY STATION




**1 AUTONOME BOOSTER**



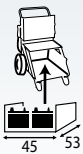
**2 CHARGE external batteries**



**NEW  
DESIGN  
2016**



OPTION  
Kit roues mousse polyuréthane  
/Wheel kit/Räder-Kit  
053212



Batteries non fournies  
Batteries not provided  
Ohne Batterie



Après chaque utilisation  
After each use  
Nach jeder Anwendung



Recommendation



Charge  
External batteries

**ENERGY STATION**

**12V 24V**

OK

ENERGY STATION	026148	START 	CHARGE				Efficace / RMS	Fuse			
			12V	24V	min > max	Moyen / Average (EN 60335)					
		selon batteries /according to battery	•	•	35 > 225 Ah	2 x 15 A	2 x 22 A	2 x 30 A	70 x 62 x 92 cm	36 kg + batteries	2 x 2,5 m - ø 35 mm <sup>2</sup>


# MEMORY AUTO SAVE

SAUVEGARDE MÉMOIRE OBD / Memory auto save  
 / Speicherschutz / Salvaguardia memorias  
 / Salvaguardas de memória / Αυτόματη αποθήκευση ρυθμίσεων  
 / Сохранение настроек / 记忆存储器

MEMORY AUTO SAVE

## GYSPACK OBD

054998  
 055001



Après chaque utilisation  
 After each use  
 Nach jeder Anwendung

INSIDE	MEMORY SAVER		↑ ↓	⚖️
	OBD	Battery		
12 V 7 Ah	< 4 A	< 4 A	25 x 18 x 25 cm	3 kg



Automatic  
TIMER STOP

< 4 A

## CABLE OBD - Câble OBD - Kabel für OBD

054202

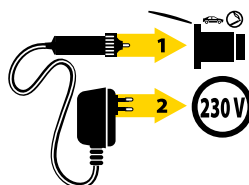
1,5 m  
Fuse 7,5 A



## MEMORY AUTO SAVE 230 V/12 V - Sauvegarde mémoire 230 V/12 V - Autosicherheitsspeicher 230 V/12 V - Memorizador auto 230 V/12 V - Автосохранение памяти 230 В / 12 В - 230 V/12 V 记忆保护器

055018

230V/12V/500 mA



# BOOSTERS LITHIUM

SPECIAL HOBBY • Utilisation non professionnelle  
• Not professional use • Nicht berufliche Benutzung.



## 200 A NOMAD POWER 10

026384  
🇬🇧: 026537



INCLUDED  
NOMAD POWER  
10, 15, 15 AIR, 20  
& 12.24

SMART CABLES  
MULTI SECURITIES



## 300 A NOMAD POWER 15

026377  
🇬🇧: 026544



**NEW**  
03/2016

## NOMAD POWER 15 AIR = NOMAD POWER 15 + AIR COMPRESSOR



6 bar, 10 l/min,  
6 A, 60 W

026612



**NEW**  
03/2016

## 350 A NOMAD POWER 20

026629



		LITHIUM		START CURRENT	PEAK CURRENT	START	CABLE	SMART CABLES	INPUT
		CAPACITY/CELL	FULL CHARGE						
<b>NOMAD POWER 10</b>	026384	4 Ah - 44.4 Wh	5 h	200 A	400 A	12 V, PETROL & DIESEL	12V - 1 A	• MULTI SECURITIES	12V/1 A - 5V/1 A
<b>NOMAD POWER 15</b>	026377	5 Ah - 55.5 Wh	5 h	300 A	600 A	12 V, PETROL & DIESEL	12V - 1 A	• MULTI SECURITIES	14V/1 A
<b>NOMAD POWER 15 AIR</b>	026612								
<b>NOMAD POWER 20</b>	026629	6 Ah - 66.6 Wh	6 h	350 A	700 A	12 V, PETROL & DIESEL	12V - 1 A	• MULTI SECURITIES	14V/1 A
<b>NOMAD POWER 12.24</b>	026636	9 Ah - 99.9 Wh	10 h	300 A (12V), 400 A (24V)	600 A (12V), 800 A (24V)	12V/24V, PETROL & DIESEL	12V - 1 A	• MULTI SECURITIES	12V/24V/2 A
<b>NOMAD POWER PRO 45</b>	026391	4.5 Ah - 49.95 Wh	4,5 h	200 A	400 A	12 V, PETROL & DIESEL (< 3500 C.C.) (< 2000 C.C.)	12V - 1 A	•	12V/1 A
<b>NOMAD POWER PRO 90</b>	026438	9 Ah - 99.9 Wh	9 h	400 A	800 A	12 V, PETROL & DIESEL (< 6000 C.C.) (< 3500 C.C.)	12V - 1 A	•	12V/1 A

<b>300 A</b>	12V
<b>400 A</b>	24V
<b>NOMAD POWER 12.24</b>	

026636  
026667



**NEW**  
08/2016



## BOOSTERS LITHIUM PRO

**200 A**  
**NOMAD POWER PRO 45**

026391  
026551



**400 A**  
**NOMAD POWER PRO 90**

026438  
026568



INCLUDED NOMAD POWER PRO 45 & 90



OPTION (NOMAD POWER PRO 90)

**MEMORY AUTO SAVE**  
**CABLE OBD 1,5 m**

054202

Fuse 7,5A



**SAFETY FEATURES :**  
Anti-short polarity  
Anti-short circuit  
Anti-reverse current



**ONLY NOMAD POWER PRO :**  
Charging low temp. cut-off  
Discharging low temp. cut-off  
Over heat cut-off  
Over discharged cut-off  
Over charged cut-off

OUTPUT	POWER SUPPLY				OBD	LIGHT	MODES	cm	kg
	Smartphone	Laptop	Car Audio	USB					
5V/2A - 19V/3.5A	•	—	1	1	—	2x LEDs	LIGHT / S.O.S. / SPOT	17 x 8,2 x 3,2	0,408
5V/4A - 12V/12A - 19V/3.5A	•	•	2	—	—	1x LED	LIGHT / S.O.S. / SPOT	16,5 x 8 x 3,8	0,476
5V/2.1A - 5V/1A - 12V/10A - 19V/3.5A	•	•	2	—	—	1x LED	LIGHT / S.O.S. / SPOT	22,5 x 9 x 3	0,680
5V/2.1A - 5V/1A - 12V/10A	•	•	2	—	—	35x LEDs	LIGHT / S.O.S. / SPOT	20 x 16,5 x 9	1,5
5V/2A	•	—	1	—	—	1x LED	LIGHT / S.O.S. / SPOT	20,2 x 14,5 x 5,5	0,820
5V/2A - 12V/3.5A	•	•	1	—	OPTION (via cigarette plug)	1x LED	LIGHT / S.O.S. / SPOT	26,7 x 19,5 x 5	1,250

# BATTERYLESS BOOSTERS

BOOSTERS SANS BATTERIE

## NEW TECHNOLOGY FULL ELECTRONIC CONTROL



- ✓ NO BATTERIE INSIDE
- ✓ NO MAINTENANCE
- ✓ ALWAYS READY
- ✓ BOOSTER SANS BATTERIE INTERNE
- ✓ AUCUNE MAINTENANCE
- ✓ TOUJOURS PRÊT

### EASY TO USE : 2 minutes!



### 300 A STARTRONIC 400

NEW  
04/2016

026728



-40°C/+65°C

### 800 A STARTRONIC 800

NEW  
04/2016

026735



-40°C/+65°C



	START CURRENT	START	INPUT CHARGE					cm		kg		
<b>STARTRONIC 400</b>	026728	300 A	12 V, PETROL & DIESEL	12V	60 s	12V/10 A	100 s		5V/2 A	15 min	17 x 8,2 x 3,2	0,408
<b>STARTRONIC 800</b>	026735	800 A	12 V, PETROL & DIESEL	12V	150 s	12V/10 A	200 s		5V/2 A	40 min	26,7 x 19,5 x 5	1,250



# JUMPER CABLES




**ISOLATED CLAMPS & LED**

		ESSENCE BENZINE PETROL	DIESEL		$\approx \emptyset$ CU
056374	<b>300 A</b>	2,5l		3 m	16 mm <sup>2</sup>
056381	<b>500 A</b>	5,5l	4,5l	3,5 m	25 mm <sup>2</sup>

BRASS CLAMPS

**PINCES LAITON, NON ISOLÉES - Brass clamps, NOT INSULATED - Messingklemmen, nicht isoliert**

- pinzas de latón, no aisladas • Koperen klemmen, niet geïsoleerd
- Garras bronze, latão isoladas • Ακροδέκτες χαλκού χωρίς μόνωση
- ЛАТУННЫЕ ЗАЖИМЫ, НЕИЗОЛИРОВАННЫЕ
- 黄铜夹, 无绝缘



			$\approx \emptyset$ CU
056206	<b>320 A</b>	3 m	16 mm <sup>2</sup>
564015	<b>500 A</b>	3 m	25 mm <sup>2</sup>
056404	<b>700 A</b>	4,5 m	35 mm <sup>2</sup>
056190	<b>1000 A</b>	4,5 m	50 mm <sup>2</sup> (100% Cu)
056602	<b>1000 A</b>	5,1 m	50 mm <sup>2</sup> (100% Cu)

MADE IN P.R.C

PRO

**PINCES ISOLÉES - INSULATED CLAMPS**

- ISOLIERTE KLEMMEN • Pinzas aisladas
- Garras aisladas • Geïsoleerde klemmen
- Μονωμένοι ακροδέκτες
- Изолированные зажимы
- 绝缘充电夹



**NEW DESIGN 2016**



		ESSENCE BENZINE PETROL	DIESEL		$\approx \emptyset$ CU	DIN 72553
056312	<b>200 A</b>	1,5l		2,8 m	10 mm <sup>2</sup>	—
056329	<b>320 A</b>	2,5l		3 m	16 mm <sup>2</sup>	• NEW DESIGN
056336	<b>500 A</b>	5,5l	3l	3,5 m	25 mm <sup>2</sup>	• NEW DESIGN
056343	<b>700 A</b>	7l	4l	4,5 m	35 mm <sup>2</sup>	• NEW DESIGN
056558	<b>1000 A</b>	7l	4l	4,5 m	50 mm <sup>2</sup>	—

MADE IN P.R.C

ISOLATED CLAMPS



MADE IN FRANCE

**PINCES ISOLÉES - INSULATED CLAMPS - ISOLIERTE KLEMMEN • Pinzas aisladas • Garras aisladas • Geïsoleerde klemmen • Μονωμένοι ακροδέκτες • Изолированные зажимы • 绝缘充电夹**




			$\emptyset$ CU
056541	<b>700 A</b>	4,5 m	35 mm <sup>2</sup>

SUPER PRO



MADE IN FRANCE



			$\emptyset$ CU
056619	<b>1000 A</b>	5 m	50 mm <sup>2</sup>

**ANTI-ARC PROTECTION x2**

## TRADITIONAL



				TEST			PRINT PAPER	DIGITAL	RESULT		TEMPERATURE COMPENSATION				
				BATTERY A	BATTERY V	CHARGING & STARTING SYSTEM VEHICLE									
<b>TBP 100</b>	traditional	055131	6-12 V	20>100 Ah	•	•	12V	—	—	5/10s	15 min	—	16x1,8x30	1,5	
<b>TBP 500</b>	traditional	055148	12 V	10>160 Ah	•	•	12V	—	—	15s	15 min	—	27x26x13	8	
<b>BT 111 DHC</b>	electronic	055155	12 V	20>150 Ah	•	•	min 7 V	—	•	1s	instant	—	7x1,5x12	0,25	
<b>BT 222 DHC</b>	electronic	055216	12 V	20>150 Ah	•	•	min 7 V	12V	•	1s	instant	—	7x1,5x12	0,25	
<b>BT 280 DHC</b>	electronic	055261	12 V	4>150 Ah	•	•	min 4,5 V	12V	—	rétro-éclairé /back-lit	1s	instant	—	12x7,9x227	0,25
<b>RT 003 DHC</b>	electronic	055346	6-12 V	7>230 Ah	•	•	min 1,5 V	12V 24V	—	rétro-éclairé /back-lit	1s	instant	•	11,5x5x19	0,8
<b>BT 501 DHC</b>	electronic	055209	6-12 V	7>230 Ah	•	•	min 1,5 V	12V 24V	•	rétro-éclairé /back-lit	1s	instant	•	11x4x195	0,4
<b>BT 551 DHC</b>	electronic	055452	6-12 V	7>230 Ah	•	•	min 1,5 V	12V 24V	•	rétro-éclairé /back-lit	1s	instant	•	11x4x195	0,4
<b>BT2010 DHC</b>	electronic	055339	6-12 V	7>230 Ah	•	•	min 1,5 V	12V 24V	•	rétro-éclairé /back-lit	1s	instant	•	13x6,4x251	0,7

**RT003 START-STOP DHC**  
055346



ALL BATTERIES



**BT501 DHC**  
055209

9 LANGUAGES - SPRACHEN



BT501 DHC x2 (included) 056220

**BT551 START-STOP DHC**  
055452

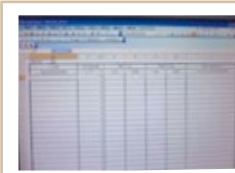
9 LANGUAGES - SPRACHEN



ALL BATTERIES



BT551 DHC x2 (included) 056220



GESTION LOGICIELLE DE LA BATTERIE  
BATTERY MANAGEMENT SOFTWARE  
SOFTWARE BATTERIE MANAGEMENT

**BT2010 START-STOP DHC**  
055339

9 LANGUAGES - SPRACHEN



ALL BATTERIES



Standard 57 mm (W)

BT2010 DHC x1 (included) 056237

Recommendation	Test		Circuit alternateur/ Alternator Circuit/ Lichtmaschinenchaltkreis	PRINT PAPER	START /STOP ENGINE	EFB	AGM, Liquid, VRLA/GEL	Vehicle Types				
	batteries/Battery/ Ladegeräte							Motorcycle	Car	Van	Truck	Tractor
TBP 100 traditional	6V 12V	12V	—	—	—	—	—	20 > 100 Ah				
TBP 500 traditional	12V	12V	—	—	—	—	—	10 > 160 Ah				
BT 111 DHC electronic	12V	—	—	—	—	—	—	20 > 150 Ah				
BT 222 DHC electronic	12V	12V	—	—	—	—	—	20 > 150 Ah				
BT 280 DHC electronic	12V	12V	—	—	—	—	—	4 > 150 Ah				
RT 003 START-STOP DHC electronic	6V 12V	12V 24V	—	•	•	•	•	7 > 230 Ah				
BT 501 DHC electronic	6V 12V	12V 24V	•	—	—	•	•	7 > 230 Ah				
BT 551 START-STOP DHC electronic	6V 12V	12V 24V	•	•	•	•	•	7 > 230 Ah				
BT 2010 START-STOP DHC electronic	6V 12V	12V 24V	•	•	•	•	•	7 > 230 Ah				

# POWER INVERTER 12V > 230V

## CONVERGYS USBx2

026995

**NEW**  
10/2016



x2

12 V



## CONVERGYS 150

027022

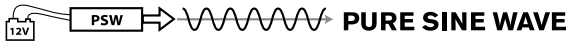
☎: 027039



## CONVERGYS 300

027053

☎: 027046



## PSW 6042U

12 V

027121

☎: 027138



## PSW 6043U

12 V

027176

☎: 027183



## PSW 6047U

12 V

027206

☎: 027213



## PSW 6047U

24 V

027251

☎: 027268



**NEW**  
03/2016




## MSW 82 000

24 V

027237

☎: 027244



	Power	Peak power	Pure Sin Wave	Optimum Efficiency	Input DC	Output AC	Output USB DC	max 150W	Universal					
<b>CONVERGYS USBx2</b>	026995	—	—	—	12V	—	5V · 2x1000 mA	•	—	—	—	3.5 x 10 x 2.3 cm	0,04 kg	
<b>CONVERGYS 150</b>	027022 ☎: 027039	150W	300W	—	90,5%	12V	230V	5V · 500 mA	•	—	•	—	6 x 10 x 5 cm	0,34 kg
<b>CONVERGYS 300</b>	027053 ☎: 027046	300W	600W	—	85%	12V	230V	5V · 500 mA	•	•	•	—	10 x 15 x 6 cm	0,85 kg
<b>PSW 6042U</b>	027121 ☎: 027138	400W	800W	•	85%	12V	230V	5V · 500 mA	—	•	•	•	18 x 18 x 7 cm	1,2 kg
<b>PSW 6043U</b>	027176 ☎: 027183	600W	1200W	•	85%	12V	230V	5V · 500 mA	—	•	•	•	18 x 20 x 7 cm	2,3 kg
<b>PSW 6047U 12V</b>	027206 ☎: 027213	1500W	3000W	•	85%	12V	230V	5V · 500 mA	—	—	•	•	18 x 31 x 7 cm	4 kg
<b>PSW 6047U 24V</b>	027251	1500W	3000W	•	85%	24V	230V	5V · 500 mA	—	—	•	•	26 x 19 x 9 cm	5,4 kg
<b>MSW 82 000</b>	027237 ☎: 027244	2000W	4000W	•	80%	24V	230V	5V · 500 mA	—	cables	•	•	35 x 20 x 9,8 cm	5,4 kg

### Conversion Chart / Table

horse power to watts	watts to horse power
<b>hp = W</b>	<b>W = hp</b>
0,1 = 73,5	100 = 0,1360
0,2 = 147,1	200 = 0,2719
0,3 = 220,6	300 = 0,4079
0,4 = 294,2	400 = 0,5438
0,5 = 367,7	500 = 0,6798
1 = 735,5	1000 = 1,3596
2 = 1471,0	2000 = 2,7192
3 = 2206,5	3000 = 4,0789
4 = 2942,0	4000 = 5,4385



CONVERGYS USBx2

CONVERGYS 150

CONVERGYS 300

PSW 6042U

PSW 6043U

PSW 6047U 12V

PSW 6047U 24V

MSW 82 000

150W

300W

300W

600W

1500W


1500W

2 000W

**DHC 54E STATION MULTICHARGE POUR BATTERIES**

- Multi charge station for batteries - multi-ladestation für starterbatterien

Charge automatique • Automatic charge  
• Automatischer Ladevorgang

4 x 5A  12V (liquid/gel)  
5 étapes • 5 steps • 5 Schritte  
Pulse/Boost/Egalisation/100%/Floating  
Maintenance/Zusatzhülenskit



 **10/100 Ah**

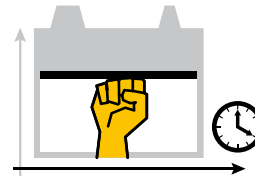
**Multicharge Station DHC 54E**

025097



**KIT SOLAIRE DE MAINTIEN DE CHARGE - Solar powered charger**

- Solarpanel zur Ladeerhaltung - Kit solar de mantenimiento de carga -  
Солнечная панель для поддержания заряда в наборе с аксессуарами



**PINCES - Clamps - Klemmen - Pinzas - Garras - Ακροδέκτες - Зажимы - 充电夹**

<b>40 A</b>	<b>60 A</b> <span style="color: red;">NEW 2016</span>	<b>200 A</b>	<b>300 A</b>	<b>600 A</b>	<b>650 A</b> <span style="color: red;">NEW 2016</span>	<b>850 A</b>
053106 (x2)	055537 055520	053502 053403	053700 053601	053779 053786	055551 055544	053816 053793

**COSSES BATTERIE - Battery Terminal - Polklemmen - Terminales batería - Accupool - Terminais de bateria**  
- Πόλος μπαταρίας - Контакты аккумуляторной - батареи - 电池端子

	ø 10 mm / 35 mm <sup>2</sup>		ø 13 mm / 50 mm <sup>2</sup>		ø 16 mm / 70 mm <sup>2</sup>	
x1 054400						
<b>+</b>	x25 054431	x25 054332	x25 054417	x25 054356	x25 054370	
<b>-</b>	x25 054448	x25 054349	x25 054424	x25 054363	x25 054387	

**FUSIBLES - Fuses - Sicherungen**  
- Fusibles - Zekeringen - Fusíveis - Ασφάλειες - Плавкие предохранители - 保险丝

	x10	10 A 054530 15 A 054493 20 A 054509 25 A 054516 30 A 054523 40 A 054554
	x10	100 A 054486
	x2	200 A 054547 250 A 055568 300 A 054561
	x2	40 A 054646 50 A 054622 80 A 054653 125 A 054585 150 A 054639
	x2	100 A 054394

**PROTECTION ANTI-ARC 12V - Anti-arc protection 12V - Lichtbogenschutz 12 V - Protección anti-arco 12V - Piekspanningsbeveiliging 12V - Protecção anti-faixa 12V - Αντι-σπινθηρική προστασία 12V - Защита против дуги 12В - 12V 抗电弧保护**



**PÈSE ACIDE ANTIGEL - Acidimeter (PH Meter) - Säure/Frostschutzmittel-Tester - Acido densimetro anticongelante - Zuurweger - Medidor de PH (ácido) - Μετρητής οξύτητας (PH) - Ацидиметр (pH-метр) - 防冻酸度计**



# CHOOSE YOUR BOOSTER

## CHOISISSEZ VOTRE BOOSTER

CHOOSE YOUR BOOSTER

START

	12 V							12 - 24 V			
	GYSPACK ONE	GYSPACK AUTO	GYSPACK AIR	GYSPACK PRO	GYSPACK 650	GYSPACK 750	GYSPACK 810	GYSPACK TRUCK	STARTPACK 12.24	STARTPACK PRO 12.24	ENERGY STATION
	025073	026230 025455	026322	026155	026254	026179	026278	025448	026285	026346	026148
	12V	12V	12V	12V	12V	12V	12V	12V 24V	12V 24V	12V 24V	12V 24V
	300 A	480 A	480 A	600 A	640 A	750 A	830 A	750 (12V) 650 (24V)	900 A (12V) 700 A (24V)	1300 A (12V) 1200 A (24V)	
	600 A	900 A	900 A	1100 A	1200 A	1450 A	1700 A	1450 A (12V) 1300 A (24V)	1700 A (12V) 1350 A (24V)	2400 A (12V) 2250 A (24V)	
	1000 A	1250 A	1250 A	1750 A	1800 A	2500 A	3100 A	3200 A (12V) 1600 A (24V)	3600 A (12V) 1800 A (24V)	6200 A (12V) 3100 A (24V)	
	12 Ah	18 Ah	18 Ah	22 Ah	16 Ah	26 Ah	30 Ah	2 x 22 Ah	2 x 16 Ah	2 x 30 Ah	—
	—	—	•	•	•	•	•	•	•	•	—
	—	•	•	•	•	•	•	—	—	—	•
	outside 0,5 A	outside 0,5 A	outside 0,5 A	outside 0,5 A	inside 2,5 A	outside 2 A	inside 2,5 A	outside 2 A	inside 7 A	inside 7 A	inside 2 x 15 A
	Floating	Floating	Floating	Floating	Floating	Floating	Floating	Floating	Floating	Floating	Floating
		12V DC	12V DC	12V DC	12V DC	12V DC	12V DC	12V DC	—	—	—
	—	—	•	—	—	—	—	—	—	—	—
	—	—	•	•	—	•	—	•	—	—	—
	0,5 m ø16 mm <sup>2</sup>	0,5 m ø16 mm <sup>2</sup>	1,1 m ø25 mm <sup>2</sup>	1,1 m ø25 mm <sup>2</sup>	1,4 m ø25 mm <sup>2</sup>	1,3 m ø25 mm <sup>2</sup>	1,8 m ø35 mm <sup>2</sup>	1,8 m ø25 mm <sup>2</sup>	1,8 m ø35 mm <sup>2</sup>	1,8 m ø35 mm <sup>2</sup>	2,5 m ø50 mm <sup>2</sup>
	22 x 24 x 15	33 x 14 x 35	34 x 20 x 43	34 x 20 x 43	33 x 20 x 33	33 x 16 x 38	33 x 20 x 33	35 x 19 x 44	17 x 33 x 48	57 x 34 x 94	70 x 62 x 92
	6 kg	7 kg	8,9 kg	7,9 kg	11 kg	13 kg	15 kg	18 kg	23 kg	31 / 40 kg	36 kg +



ATTENTION HORS UTILISATION  
Laisser le chargeur branché  
en permanence.

CAUTION ON STAND BY  
Keep your GYSPACK connected to the mains supply.

ACHTUNG AUSSER BETRIEB  
Lader dauernd angeschlossen lassen.

ATTENTION CUANDO ESTA APAGADO  
Dejar el cargador conectado permanentemente.

OPGELET BIJTEN GEBRUIK  
Laat de lader onafgebroken aangesloten.

★

**MINI  
PRO**

★★★★

**PRO**

★★★★★

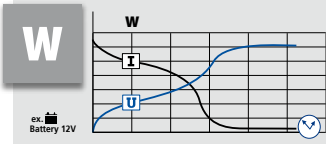
**UNIVERSAL  
PRO**

# CHARGING TECHNOLOGIES

## TECHNOLOGIES DE CHARGE

**BATTERIES DE DÉMARRAGE** - Automotive batteries - Starterbatterien - Baterías de arranque - Automotive accu's - Βαταρίες Αυτομόβελ - Μπαταρίες οχημάτων - Пусковые батареи - 汽车启动电池

### TRADITIONAL



**Recommendation**

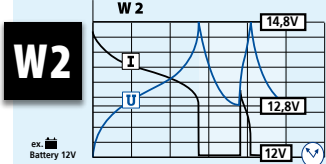
LIQUID	LIQUID Calcium	LIQUID Silver AGM	START/STOP (A)	GEL Sealed	OPTIMA maxXima
★	☆	☆	☆	☆	☆

UNIVERSAL MAINTENANCE EASY USE HIGH TECH

CT Professional p.12

ENERGY Consumer /Tourisme p.6

### AUTOMATIC



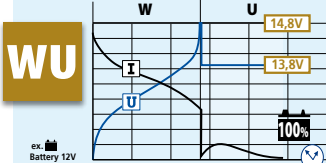
**Recommendation**

LIQUID	LIQUID Calcium	LIQUID Silver AGM	START/STOP (A)	GEL Sealed	OPTIMA maxXima
★	★	☆	☆	☆	★

UNIVERSAL MAINTENANCE EASY USE HIGH TECH

CA Professional p.12

STARTUP 80 Consumer /Tourisme p.18

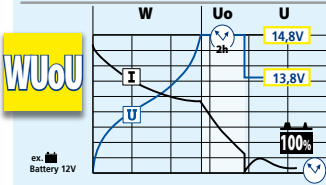


**Recommendation**

LIQUID	LIQUID Calcium	LIQUID Silver AGM	START/STOP (A)	GEL Sealed	OPTIMA maxXima
★★★	★★★	★★★	★★★	★★★	★★★

UNIVERSAL MAINTENANCE EASY USE HIGH TECH

TCB Consumer /Tourisme p.7



**Recommendation**

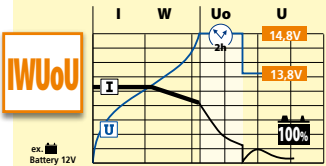
LIQUID	LIQUID Calcium	LIQUID Silver AGM	START/STOP (A)	GEL Sealed	OPTIMA maxXima
★★★★★	★★★★★	★★★★★	★★★★★	★★★★★	★★★★★

UNIVERSAL MAINTENANCE EASY USE HIGH TECH

WATTMATIC Professional p.13

BOOSTER Professional p.26-28

### AUTOMATIC FAST CHARGE



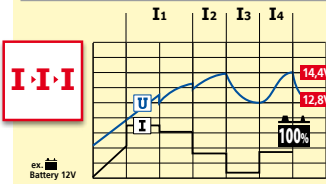
**Recommendation**

LIQUID	LIQUID Calcium	LIQUID Silver AGM	START/STOP (A)	GEL Sealed	OPTIMA maxXima
★★★★★	★★★★★	★★★★★	★★★★★	★★★★★	★★★★★

UNIVERSAL MAINTENANCE EASY USE HIGH TECH

BATIUM Professional p.14-15

STARTIUM & DIAG STARTIUM Professional p.18-19

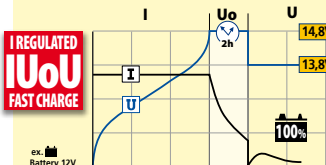


**Recommendation**

LIQUID	LIQUID Calcium	LIQUID Silver AGM	START/STOP (A)	GEL Sealed	OPTIMA maxXima
★★★	★★★	★★★	★★★	★★★	★★★

UNIVERSAL MAINTENANCE EASY USE HIGH TECH

GYSTECH Consumer/Tourism p.8-9



**Recommendation**

LIQUID	LIQUID Calcium	LIQUID Silver AGM	START/STOP (A)	GEL Sealed	OPTIMA maxXima
★★★★★	★★★★★	★★★★★	★★★★★	★★★★★	★★★★★

UNIVERSAL MAINTENANCE EASY USE HIGH TECH

BATIUM 25/24 Professional p.14

**STEPS**

**Recommendation**

LIQUID	LIQUID Calcium	LIQUID Silver AGM	START/STOP (A)	GEL Sealed	OPTIMA maxXima
★★★★★	★★★★★	★★★★★	★★★★★	★★★★★	★★★★★

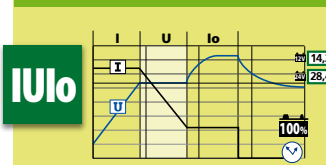
UNIVERSAL MAINTENANCE EASY USE HIGH TECH

GYSFLASH 4A/7A Professional p.10-11

GYSFLASH 30 / 40 / 50 / 100 HF Professional p.16-17

**BATTERIES DE TRACTION** - Traction batteries - Traktionsbatterien - Baterías de tracción - Tractieaccu's - Baterias de Tracção - Μπαταρίες έλξεως - Тяговые батареи - 牵引用铅酸蓄电池

### AUTOMATIC FAST CHARGE



**Recommendation**

Traction batteries ★★★  
High Technologie ★

BATIUM 25/24 Professional p.14

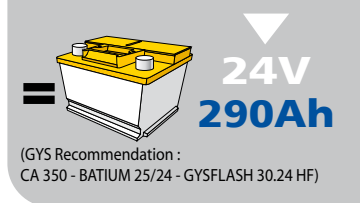
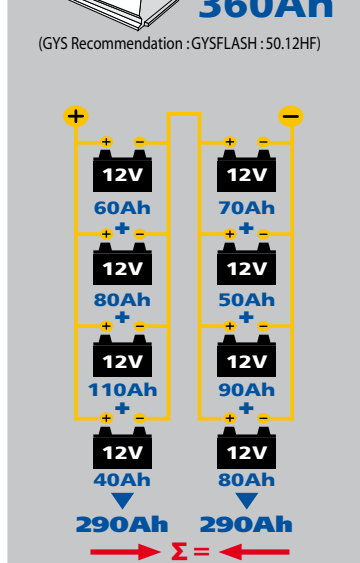
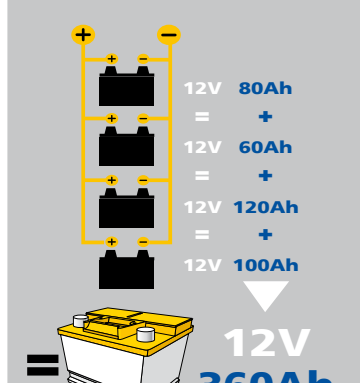
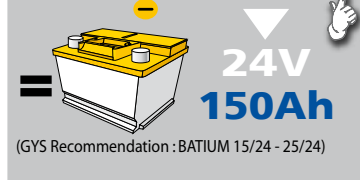
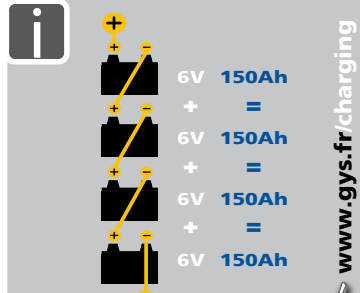
**STEPS**

**Recommendation**

Traction batteries ★★★  
High Technologie ★★★

GYSFLASH 30 / 24 HF Professional p.17

GYSFLASH 50 / 24 HF Professional p.17



### Conversion Chart / Table:

horse power to watts	watts to horse power
hp = W	W = hp
0,1 = 73,5	100 = 0,1360
0,2 = 147,1	200 = 0,2719
0,3 = 220,6	300 = 0,4079
0,4 = 294,2	400 = 0,5438
0,5 = 367,7	500 = 0,6798
1 = 735,5	1000 = 1,3596
2 = 1471,0	2000 = 2,7192
3 = 2206,5	3000 = 4,0789
4 = 2942,0	4000 = 5,4385



Linéaire de vente / GYS display  
060388

## 🇫🇷 GYS France

BP 4159  
53941 Saint-Berthevin  
ZI, 134 bd des Loges  
Laval  
France  
Fax : (+33) 2 43 68 35 21

www.gys.fr  
E-mail : contact@gys.fr

## 🇩🇪 GYS Germany

Professor-Wieler-Straße 11  
52070 Aachen  
Deutschland  
Tel : (+49) 241 / 189-23-710  
Fax : (+49) 241 / 189-23-719  
www.gys-schweissen.com  
E-mail : aachen@gys.fr

## 🇬🇧 GYS UK

Unit 3  
Great Central Way  
Rugby - Warwickshire - CV21 3XH  
United Kingdom  
Tel : (+44) 1926 338 609  
Fax : (+44) 1926 429 764  
www.gys-welding.com  
E-mail : uk@gys.fr

## 🇮🇹 GYS Italia

C.P. 158 - Mestre Centro  
30171 Mestre-Venezia  
Italia  
Tel : (+39) 340 3677916  
E-mail : italia@gys.fr

## 🇮🇳 GYS India

796/1A-A, Avinashi road  
opp to Decathlon  
Neelambur, Coimbatore  
641062 Tamil Nadu  
India  
Tel : +91. 88708. 71111  
E-mail : s.kumar@gys.fr

## 🇨🇳 GYS China

Lot N°15  
6666 bd Songze  
201706 Qingpu Shanghai  
China  
Tel : (+86) 6221 4461  
Fax : (+86) 5226 0067  
www.gys-china.com.cn  
E-mail : contact@gys-china.com.cn

## 🇨🇳 Bao Zhi Long Electrical Equipment (JV GYS)


Room: 203C  
Building: N°1  
N°518 Shen Wang Road  
Minhang District Shanghai  
China  
Tel1 : (+86) 52217650  
Tel2 : (+86) 52217651  
Tel3 : (+86) 52217652  
Fax : (+86) 52217653  
www.bzl-china.com  
E-mail : mz@bzl-china.com

## SALONS INTERNATIONAUX



Il s'agit d'un tarif public € hors taxe, donné à titre indicatif. Demandez une proposition à votre distributeur GYS local. Document non contractuel. GYS se réserve le droit de modifier les spécifications et les tarifs de ses appareils, sans délai ni préavis, et en cas d'erreur typographique ou d'impression.

Distribué par



tarif 095038

www.gys.fr